

## MATERIALS AND COLORS

### STEPS

- In solid beech wood
- No knots or splits, maximum stability and mechanical strength thanks to Finger Joint technology
- Cantilever with recesses arranged to receive the steel structure fixed to the wall
- Non-toxic water-based coating: 3 layers of paint

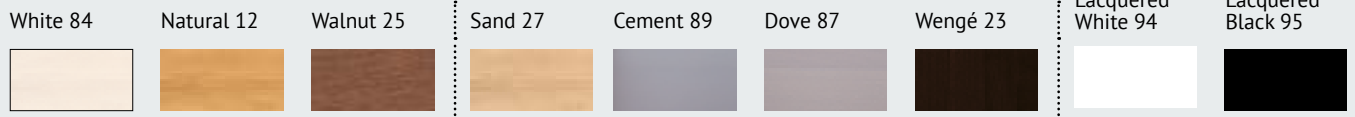
### STRUCTURE

- Modular steel elements to fix to the wall
- Powder coated with matt scratch proof finish

### RAILING


- For safety reasons it is appropriate to install on the steps a railing to be bought separately

#### Wood colour (steps)



#### Steel colour (structure)

White



## CONFIGURATIONS

### STRAIGHT

### WITH 1 TURN

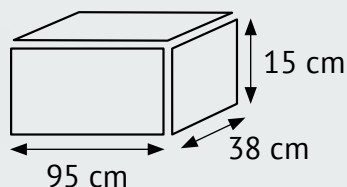


## PACKAGE

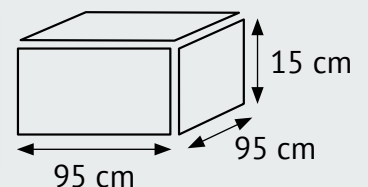
**1 box** = **1 step** Structure, steps and fixings

At one's choice between:

Linear Step

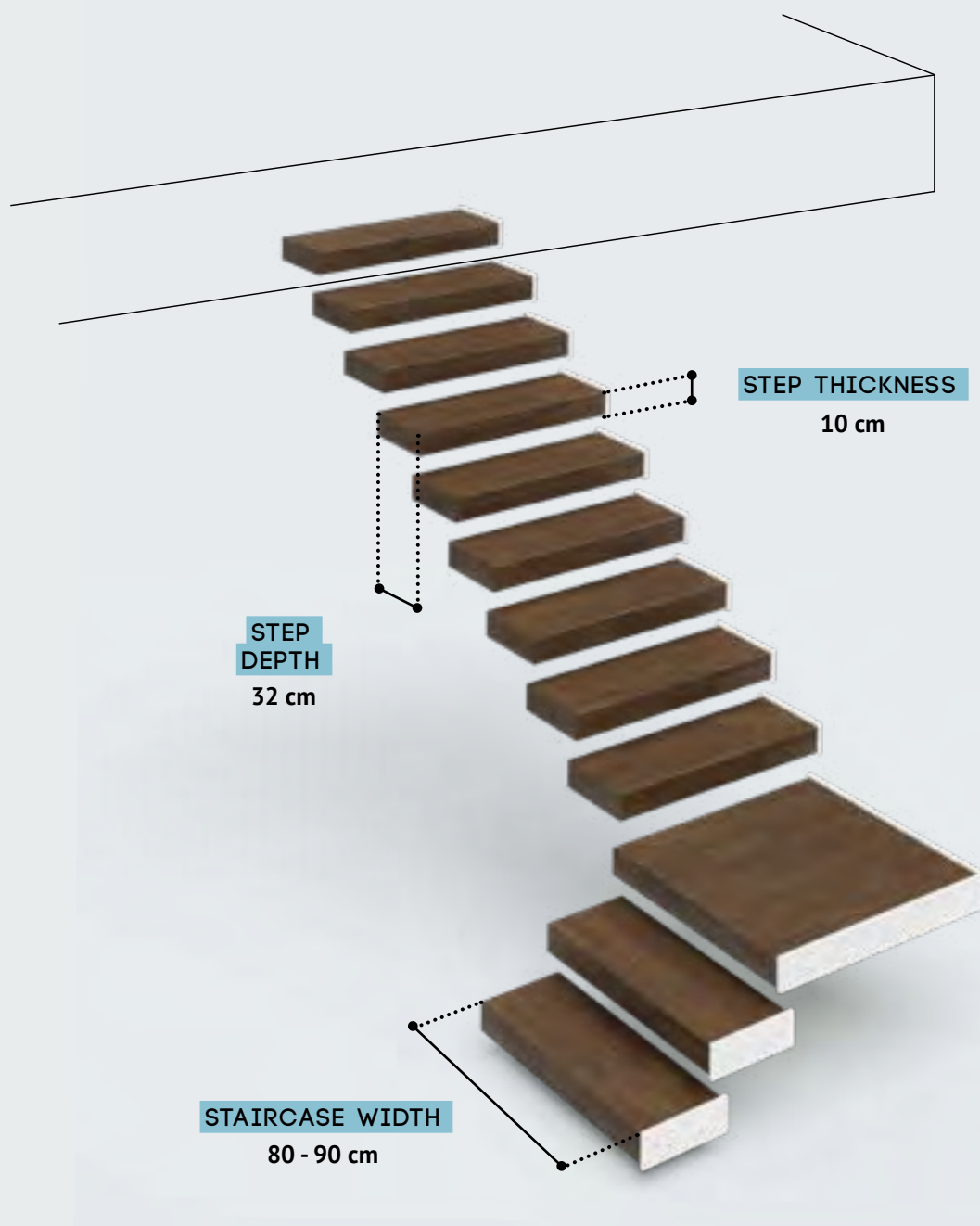


Landing



The measures of the box may vary

## MEASUREMENTS valid for all the configurations



- Top step fixed one rise below finished upper floor.
- Ceiling opening width: staircase width + 5 cm.



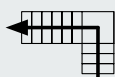
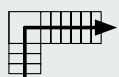
### ATTENTION

Consult a structural engineer to make sure the walls where the steps will be attached to are load-bearing.

#### DIRECTION OF ASCENT

Clockwise

Counter clockwise



#### TURN POSITION

Bottom

Middle

Top

